01 / THE THROUGH-LINE

A colour medium, grounded in a real prototype.

2025 on-device exploration → later native refinement → a conversational interaction study.



NATIVE / ARCHIVED DEMONSTRATION

Later 2026 interface. Not a screenshot of the first 2025 version.



THE QUESTION CARRIED FORWARD

How can a machine acknowledge an emotional account through colour, while leaving the person room to disagree?

02 / TECHNICAL BACKBONE

Trace the system without inventing the training record.

Read-only inspection of the supplied Xcode source; no native build, training or inference was rerun for this review.

01 / WORDS

Local tokenisation

NLTokenizer → WordPiece → input IDs + attention mask. Maximum length: 128 tokens.

02 / INTERPRETATION

Core ML + rules

11 logits → sigmoid scores. Rules combine with predictions and provide a fallback.

03 / EXPRESSION

Components → colour

Names, HEX colours and weights feed the SwiftUI sphere and radial record fields.

04 / CONTROL

Keep it revisable

Later confirm / adjust interfaces. The web develops correction and persistent opt-out.

SOURCE-VERIFIED

Classifier + fusion files carry 22-23 December 2025 headers. The current checkout also contains later 2026 revisions.

The source establishes integration, fallback and rendering. It does not by itself establish the training recipe or model accuracy.

CREATOR-REPORTED / STILL TO ARCHIVE

Yewei recalls training in 2025 with ChatGPT 5, using public language data from Google.

Exact dataset, model base, notebook, data split and evaluation metrics remain unidentified. We do not rename the source as GoEmotions.

Inspect the source and chronology record

03 / THE EMOTION VOCABULARY

Eleven emotions. Separate components when they coexist.

These are native-project hue families, adapted into fixed web tokens. They are not universal psychological colour meanings.

Joy #FFD60A	Sadness #0A84FF	Anger #FF453A	Disgust #30D158	Fear #BF5AF2	Calm #32C5E5
Surprise #FF9F0A	Love #FF2D95	Anxiety #526ECC	Exhausted #8E8E93	Shame #A2845E	

MIXTURES / SAME WEB RENDERER



Joy + sadness



Joy + anxiety



Love + calm



Anxiety + exhaustion

The manual native catalogue and automatic SwiftUI semantic colours are not identical. This review and the web use one fixed web adaptation; original manual HEX values remain in the source record.

04 / FORMATION LOGIC

Four transformations of the same colour components.

Actual webpage-render screenshots. Joy + sadness is held fixed so the change in form remains visible.



01 / Soft field

Separate centres → radial falloff → text above

Native foundation; test reading comfort.



02 / Silk light

Stretch → bend → repeat bands

Current derivation; test unintended direction / urgency.



03 / Folded light

Rotate → offset planes → overlap

Current derivation; test hidden components / false hierarchy.



04 / Quiet orbit

Place points → follow ellipse → close

Current derivation; test confusion with loading.

05 / INTERACTION DEVELOPMENT

Make the medium legible through an exchange.

Creator design review moved the demo from an isolated effect to a familiar AI chat, with one main Send action.

BEFORE / ISOLATED EFFECT



A colour study needs a separate explanation.

AFTER / A CONVERSATION

Your message

AI reply + optional colour



The first exchange plays once; Send continues the conversation.

MORE CONTEXT CAN CHANGE THE ACCOUNT

Joy

News



Joy + sadness

More context



Joy + anxiety

Correction

Reading off

Person’s choice

Authored emotion-reading sequence. The current response-approach chat remains a separately labelled candidate.

06 / SEMANTIC BOUNDARIES

What does the colour refer to?

The original emotion language and the response-approach study share an aesthetic, but they make different claims.





A / DESCRIBED EMOTION

Keep a stated, mixed emotional account visible. Leave it open when the words do not establish a feeling.

Risk: a tentative representation may still feel like categorisation.

B / RESPONSE APPROACH

Show the kind of help offered: space to speak, clarification or acknowledgement. Do not label the person’s emotion.

Risk: atmosphere may make a poor reply seem reassuring.

Decision rule: label the referent; do not switch meanings automatically. Compare identical words and captions before attributing value to the visual layer.

07 / APPLICATION HYPOTHESES

The carrier can change. The contract should survive.

Initial AI-generated imagery is temporary, pending Yewei’s Pinterest references. It does not establish a built or tested product.



01 / Human-robot interaction

A light surface instead of a face.

Transfer: separated fields + explicit control.

Test: viewing distance, turn-taking and mistaken emotion claims.



02 / Industrial design

Give the medium a material.

Transfer: layered translucency + physical pause.

Test: diffusion, glare, thickness and manufacturability.



03 / Automotive HCI / parked

A peripheral conversational layer.

Transfer: bounded presence + easy withdrawal.

Test: placement, distraction and operational confusion.

No robot, material or vehicle evaluation has been performed. Physical expression requires its own prototype and evaluation.

08 / EVIDENCE + THE NEXT DECISION

A stronger project shows what is known and what is open.

Design development remains separate from user evidence. Structured AI review is not a substitute for human findings.

34 / 34

Executed checks

Authored state contract + colour vocabulary invariants passed.

11 + 4

Built vocabulary

11 emotions, four mixtures, four form studies and a neutral state.

NOT ESTABLISHED

Human benefit

No measured empathy, comprehension, trust or learnability claim.

NEXT DESIGN REVIEW

01 / Meaning

Does each field clearly refer to the stated feeling or the response approach?

02 / Form

Which forms deserve a role, and which remain visual explorations?

03 / Control

Can a correction, pause or practical request change the experience without effort?

REFERENCES / DESIGN PRECEDENTS

Colour-emotion review / context and associations

Abstract feedback / visual parameter precedent

Apple ELEGNT / expressive + functional movement

Google Little Signals / subtle object-based feedback

Source, chronology and visual-system records

Concept, direction and aesthetic selection: Yewei Liu. Research synthesis, authored scenarios and implementation developed with Codex. Image work is paused pending Pinterest references.